

Digital Development Dashboard ^{BETA}

An overview of the state of digital development around the world based on ITU data



Moldova

INFRASTRUCTURE & ACCESS



Network coverage

Population covered by a mobile-cellular network (2021)

100%



Population covered by at least a 3G mobile network (2021)

100%



Population covered by at least a 4G mobile network (2021)

99%



Mobile phone ownership

Individuals owning a mobile phone (2013)

54%

Female mobile phone ownership as a % of total female population

NA



Male mobile phone ownership as a % of total male population

NA



ICT access at home

Households with Internet access at home (2021)

67%



Households with Internet access at home, rural (2021)

58%



Households with a computer at home (2021)

61%



Households with Internet access at home, urban (2021)

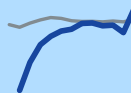
80%



Mobile and fixed telephone subscriptions


Mobile-cellular subscriptions per 100 inhabitants (2021)

127



Fixed-telephone subscriptions per 100 inhabitants (2021)

33



Mobile and fixed broadband subscriptions

Active mobile-broadband subscriptions per 100 inhabitants (2021)

88



Fixed broadband (% of total): 256kbit/s - <2Mbit/s (2021)


1%

Fixed broadband (% of total): 2 to 10 Mbit/s (2021)

0%

Fixed broadband subscriptions per 100 inhabitants (2021)

25



Fixed broadband (% of total): >10 Mbit/s (2021)

98%

Fixed broadband (% of total): Unspecified speed tier

NA


International bandwidth per Internet user (kbit/s) (2021)

500



Total fixed broadband subscriptions (2021)

762333



Moldova

INTERNET USE



Percentage of population using the Internet

Individuals using the Internet, total (2021) (ITU estimate)

61%



25-74 years as a % of all 25-74 years

NA

Female Internet use as a % of total female population

NA



15-24 years as a % of all 15-24 years

NA

Male Internet use as a % of total male population

NA



< 15 years as a % of all < 15 years

NA

NA


Broadband traffic

Average monthly fixed broadband Internet traffic per fixed broadband subscription (MB)

NA

Average monthly mobile broadband Internet traffic per mobile broadband subscription (MB) (2021)

5818




ENABLERS & BARRIERS



ICT prices


Fixed broadband basket as a % of GNI p.c. (2021)

2.1%




Mobile data and voice basket (high consumption) as a % of GNI p.c. (2021)

1.5%



Mobile data and voice basket (low consumption) as a % of GNI p.c. (2021)

1.0%



Mobile cellular basket as a % of GNI p.c. (2021)

0.9%



Mobile broadband basket as a % of GNI p.c. (2021)

0.7%



ICT skills

Individuals with basic skills

NA

Individuals with standard skills

NA

Individuals with advanced skills

NA

About this dashboard

The Digital Development Dashboard reports the latest values for selected indicators drawn from three ITU data sets:

- **Telecommunication/ICT infrastructure and access data**, collected annually through one short and one long questionnaire. These indicators are defined in the [ITU Handbook for the Collection of Administrative Data on Telecommunications/ICT](#).
- **Price data**, collected through an annual questionnaire. Price indicators are also defined in the [ITU Handbook for the Collection of Administrative Data on Telecommunications/ICT](#).
- **Data on access to and use of ICTs by households and individuals**, collected annually through one short and one long questionnaire. These indicators are defined in the [Manual for Measuring ICT Access and Use by Households and Individuals](#).

This version of the Dashboard uses data collected up to December 2022. When a value is not available, NA is reported. In some cases, it is possible that the value reported for disaggregated indicators is for a different period than the main indicator. For most indicators, values are rounded to the nearest integer. As a result, it is possible that the sum of the values of disaggregated indicators does not add up to 100%.

ICT skills

- **Basic skills:** the highest value among the following four computer-based activities: copying or moving a file or folder; using copy and paste tools to duplicate or move information within a document; sending e-mails with attached files; and transferring files between a computer and other devices.
- **Standard skills:** the highest value among the following four computer-based activities: using basic arithmetic formula in a spreadsheet; connecting and installing new devices; creating electronic presentations with presentation software; and finding, downloading, installing and configuring software.
- **Advanced skills:** the value for writing a computer programme using a specialized programming language.

Disclaimer and terms of use

The designations employed and the presentation of material on the map do not imply the expression of any opinion whatsoever on the part of ITU and of the Secretariat of the ITU concerning the legal status of the country, territory, city or area or its authorities, or concerning the delimitation of its frontiers or boundaries. The base map is the UNmap database of the United Nations Cartographic Section.

The hosting, embedding, and copying of this dashboard and of the Data for commercial purposes is strictly prohibited.

When referring to this dashboard, use the following attribution: "ITU, World Telecommunication/ICT Indicators Database".

Questions and comments: indicators@itu.int.