

Digital Development Dashboard ^{BETA}

An overview of the state of digital development around the world based on ITU data



Uzbekistan

INFRASTRUCTURE & ACCESS



Network coverage

Population covered by a mobile-cellular network (2022)

99%



Population covered by at least a 3G mobile network (2022)

96%



Population covered by at least a 4G mobile network (2022)

83%



Mobile phone ownership

Individuals owning a mobile phone (2021)

72%



Female mobile phone ownership as a % of total female population (2021)

64%



Male mobile phone ownership as a % of total male population (2021)

81%



ICT access at home


Households with Internet access at home (2021)

95%



Households with Internet access at home, rural (2021)

94%



Households with a computer at home (2021)

41%



Households with Internet access at home, urban (2021)

96%



Mobile and fixed telephone subscriptions

Mobile-cellular subscriptions per 100 inhabitants (2022)

103



Fixed-telephone subscriptions per 100 inhabitants (2022)

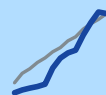
16



Mobile and fixed broadband subscriptions

Active mobile-broadband subscriptions per 100 inhabitants (2022)

104



Fixed broadband (% of total): 256kbit/s - <2Mbit/s (2022)

0%

Fixed broadband (% of total): 2 to 10 Mbit/s (2022)

22%

Fixed broadband (% of total): >10 Mbit/s (2022)

78%

Fixed broadband (% of total): Unspecified speed tier

NA

Fixed broadband subscriptions per 100 inhabitants (2022)

26



International bandwidth per Internet user (kbit/s) (2021)

77



Total fixed broadband subscriptions (2022)

9013979



Uzbekistan

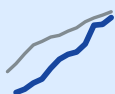
INTERNET USE



Percentage of population using the Internet

Individuals using the Internet, total (2021)

77%



25-74 years as a % of all 25-74 years (2021)

76%




Female Internet use as a % of total female population (2021)

73%



15-24 years as a % of all 15-24 years (2021)

90%




Male Internet use as a % of total male population (2021)

81%



< 15 years as a % of all < 15 years (2021)

66%



75+ years as a % of all 75+ years (2021)


13%



Broadband traffic

Average monthly fixed broadband Internet traffic per fixed broadband subscription (MB) (2022)

36614



Average monthly mobile broadband Internet traffic per mobile broadband subscription (MB) (2022)

4359



ENABLERS & BARRIERS



ICT prices

Fixed broadband basket as a % of GNI p.c. (2022)

1.7%




Mobile data and voice basket (low consumption) as a % of GNI p.c. (2022)

1.0%




Mobile data and voice basket (high consumption) as a % of GNI p.c. (2022)

1.0%



Mobile broadband basket as a % of GNI p.c. (2022)

0.9%



Mobile cellular basket as a % of GNI p.c. (2022)

0.6%



About this dashboard

The Digital Development Dashboard reports the latest values for selected indicators drawn from three ITU data sets:

- **Telecommunication/ICT infrastructure and access data**, collected annually through one short and one long questionnaire. These indicators are defined in the [ITU Handbook for the Collection of Administrative Data on Telecommunications/ICT](#).
- **Price data**, collected through an annual questionnaire. Price indicators are also defined in the [ITU Handbook for the Collection of Administrative Data on Telecommunications/ICT](#).
- **Data on access to and use of ICTs by households and individuals**, collected annually through one short and one long questionnaire. These indicators are defined in the [Manual for Measuring ICT Access and Use by Households and Individuals](#).

This version of the Dashboard uses data collected up to July 2023. When a value is not available, NA is reported. In some cases, it is possible that the value reported for disaggregated indicators is for a different period than the main indicator. For most indicators, values are rounded to the nearest integer. As a result, it is possible that the sum of the values of disaggregated indicators does not add up to 100%.

Disclaimer and terms of use

The designations employed and the presentation of material on the map do not imply the expression of any opinion whatsoever on the part of ITU and of the Secretariat of the ITU concerning the legal status of the country, territory, city or area or its authorities, or concerning the delimitation of its frontiers or boundaries. The base map is the UNmap database of the United Nations Cartographic Section.

The hosting, embedding, and copying of this dashboard and of the Data for commercial purposes is strictly prohibited.

When referring to this dashboard, use the following attribution: "ITU, World Telecommunication/ICT Indicators Database".

Questions and comments: indicators@itu.int.